


**FREE  
REPORT**

# THE ULTIMATE STUBBORN FAT SEQUENCE

**Your 14-Day Protocol To Losing  
ALL Your Lower Belly Bulge and  
"Targeting" Stubborn Fat**



by: **Shaun Hadsall**

Expert Author | Fat Loss Coach | CPT

# The Ultimate Stubborn Fat Sequence:

Your Strategic 14-Day Protocol To Losing ALL  
Your Lower Belly Bulge and Legitimately  
"TARGETING" Stubborn Fat

A Special FREE Gift for Friends of  
Mike Westerdal

**By: Shaun Hadsall**

Expert Author | Fat Loss Coach | CPT



# **Copyright Notice**

No part of this report may be reproduced or transmitted in any form whatsoever, electronic, or mechanical, including photocopying, recording, or by any informational storage or retrieval system without expressed written, dated and signed permission from the author. All copyrights are reserved.

## **Disclaimer and/or Legal Notices**

This information provided in this guide is for educational purposes only. I am not a doctor and this is not meant to be taken as medical advice. The information provided in this guide is based upon my experiences as well as my interpretations of the current research available.

The advice and tips given in this download are meant for healthy adults only. You should consult your physician to insure tips given in this course are appropriate for your individual circumstances.

If you have any health issues or pre-existing conditions, please consult with your physician before implementing any of the information provided below.

This product is for informational purposes only and the author does not accept any responsibilities for any liabilities or damages, real or perceived, resulting from the use of this information.

Thanks so much for taking time out of your busy day and downloading this report!

If you're reading this article then you obviously have an interest in accelerating your fat loss.

**After all, who doesn't want to look better, feel better, have more energy, increase their self esteem and pretty much improve every other area of their life?**

*I know I do.*

And that's exactly what happens when you accelerate your fat loss in healthy and sustainable fashion.

**Everything** in life just gets a whole lot better.

It's a strange phenomenon, but when you make significant progress shrinking your waistline or you get to the point where you can actually see definition in your stomach...

All of sudden you realize that same focus has leaked into every other area of your life.

**It's like hitting the bull's eye of your body and life.**

**But it's not easy.**

It requires consistency **and** effort. And usually it's pretty simple to lose the first few pounds. But then it gets tricky and requires more of a strategy.



That's why I put together this guide and I'm so passionate about helping others learn the truth about real fat loss. You see - your body is smart. **Super smart.** And it can adapt very quickly to old school weight loss methods.

There's actually a name for it. **It's called the "Adaptive Response" and it can be your greatest fat burning enemy** unless you know how to overcome it.

If you've ever experienced a weight loss plateau, then you know exactly what I'm talking about.

And you've probably discovered (like I did years ago) that fat loss pills, crash diets, endless cardio and infomercial gadgets are ineffective, outdated, and pretty much a waste of time and energy.

But today I am going to introduce you to an aggressive, yet extremely efficient exercise strategy that's specifically designed to burn off stubborn fat, flatten your belly and eventually get your lower abs "popping" out.

*Best of all, it will only take you about 90 minutes a **week**.*

## **Introducing...**

# **The Ultimate Stubborn Fat Sequence:**

## **Fixing What's BROKEN With Traditional Intervals and "old-school" cardio...**

I'm sure you're no stranger to interval training. And if you've ever consistently used this type of strategy, keep reading because **I solve the main problem with trendy intervals (and traditional cardio) below with *the Ultimate Stubborn Fat Sequence*.**

It's by far the most efficient and effective way to force the release of fat burning hormones to help you burn off stubborn body fat and bust through a plateau.

## **The NEED for SPEED...**

### **The Legitimate Science Behind "Releasing" and Burning Stubborn Fat**



For those of you who don't know, intervals (aka – metabolic bursting) are simply a *very hard*, **short** burst of exercise (sprinting, jumping, cycling, bodyweight exercises etc.) followed by an active recovery period to let the heart rate come back down before repeating another interval or burst.

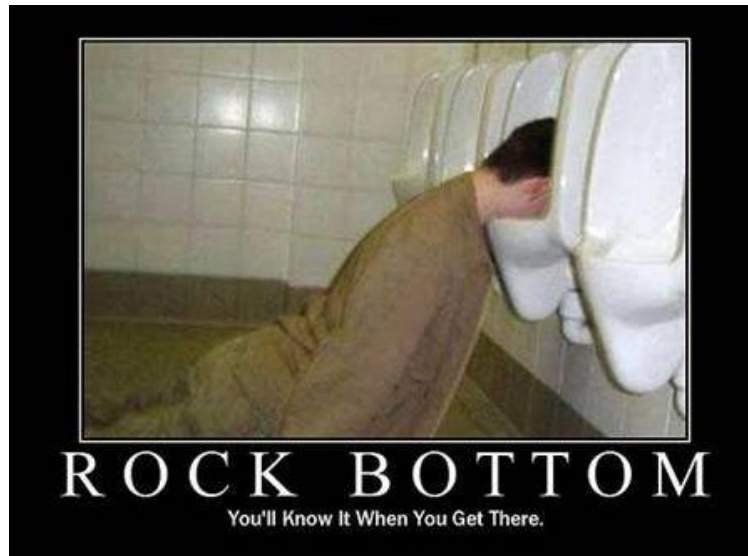
This is NOT *traditional* interval training that's become so trendy over the last few years.

Traditional intervals typically last 45 seconds all the way up to 2 minutes in length. Bursting intervals are shorter in duration (10 to 45 seconds max) and harder in effort.

These short, brief, high intensity exercise bursts trump old school cardio (and even traditional intervals) everyday of the week.

And if you really wanna see a dramatic change in how your body looks – it doesn't require a lot of exercise time – but it does require **INTENSITY**.

*Trust me, you'll know when you get there...*



After you're done getting a giggle...continue below.

## **Catastrophic HUH?**

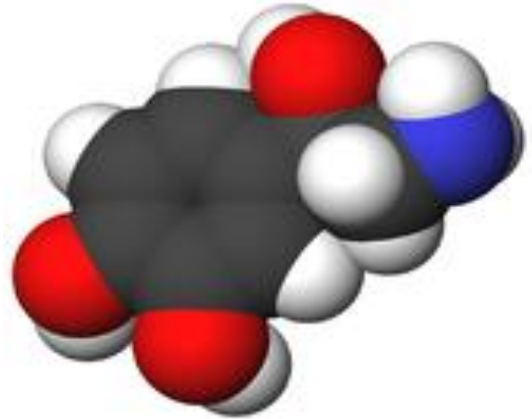
# **No...Catecholamines!**

**Catecholamines** are "fight-or-flight" hormones released by the adrenal glands in response to stress like high intensity bursting. They are part of the sympathetic nervous system and they force the release of free fatty acids into the bloodstream.

Catecholamines eventually convert to dopamine, to norepinephrine, and eventually to epinephrine, which ultimately forces the release of these free fatty acids.

**In other words, these catecholamines break apart stubborn body fat** (more on how to effectively “burn off” this residual fat in Part 2 of your 14 day protocol below).

This is just one of the many reasons why strategic intervals and bursts are so much more effective for fat loss than traditional exercise and old-school cardio.



### ***Additionally...***

- They save time, are extremely efficient, and burn way more *residual* fat.
- They lower insulin, raise Growth Hormone – GH, and force the release of free fatty acids and powerful brain chemicals – listed above.
- They provide the greatest “**after burn**”. Strategic high intensity intervals or bursts have the potential to increase your metabolic rate for 38 to 48 hours after doing just **one** 12 to 20 minute session.

Pretty amazing. (The scientific term for this effect is called **EPOC** which stands for Excess Post-Exercise Oxygen Consumption)

- They’re challenging and fun which makes the time tick by twice as fast.
- They’re one of the greatest stress relievers on Earth.
- This type of exercise has also been shown to increase blood flow for **faster fat loss in those hard-to-get-rid-of stubborn areas like lower abdomen fat.**

As you can see, the benefits of this approach go way beyond the scope of traditional cardio exercise.

I know all this stuff might sound like it's a little more advanced, but I've dissected, researched, and applied this protocol on other people and myself for several years now so average people like you don't have to try and figure out all the scientific jargon.

In Part 1 of the Ultimate Stubborn Fat Sequence below, I'm going to introduce you to a 12 minute protocol that will force the release of fat burning hormones (like catecholamines). This becomes the catalyst for free fatty acids to *dump* into the bloodstream at a steady rate.

**Then in Part 2 you'll learn the "magic" behind targeting lower belly bulge, love handles and ugly stomach fat with my plateau busting **Ultimate Stubborn Fat Sequence**.**

These workouts use scientifically proven strategies that will DOUBLE your results by burning off residual free fatty acids, while *enhancing* the after-burn. This is also a great way to **target that lower stubborn hard-to-get-rid-of fat and bust through an exercise or diet plateau**.

**Ok, here is Part 1: The scientifically proven routine specifically designed to attack and release stubborn fatty acids into the blood stream to be burned off. Go get em'**

**Warning:** The protocols below are typically not for beginners. Make sure you've conditioned yourself previously with normal exercise on a consistent basis. Additionally, make sure you've been cleared by your doctor for higher intensity exercise.

# Part 1:

## Strategic Interval - Bursting Protocol

<b>*Metabolic Bursting Sequence</b>	<b>PLAN</b>	
<b>Warm Up</b>	<b>Minutes</b>	<b>Intensity Level</b>
<b>Burst or Sprint for 30 seconds followed immediately by walking for 30 seconds (Repeat 4 to 12xs)</b>	<b>1 - 4</b>	<b>1 - 2</b>
<b>Cool Down Walk briskly or jog slowly for 4 to 20 minutes</b>	<b>4 - 8</b>	<b>Burst: 5 Walk: 1</b>
<b>End Workout</b>	<b>8 - 12</b>	<b>1</b>

### Intensity Level Guidelines for Chart Above

- **Level 1 = Warm-Up or Slow Pace**
- **Level 2 = Medium**
- **Level 3 = Medium-High**
- **Level 4 = High**
- **Level 5 = Hard as you can go (based on your current level of personal condition)**

**\*Intensity levels are different for every person and are based on your current condition, age, gender, or other limitations, so please gauge your intensity level based on where you're at right now personally.**

# How You Can “TARGET” Lower Belly Bulge with the Ultimate Stubborn Fat Sequence Strategy...

The warm up is important for 2 reasons...

1. It lowers and stabilizes insulin. This is vital because it's nearly impossible to burn fat in the presence of insulin.
2. It warms up the muscles, which will prevent injury, and creates more blood flow. Research indicates more blood flow equals more free fatty acids being released into the blood stream so they can be burned off (which equals more fat loss).

**Side Bar:** You can discover exactly how to create more “blood flow” to stubborn pockets of cellulite and belly fat below in Part 2 of the USFS.

## OK...Time To Get “SNEAKY” (BONUS TIP)

Immediately after you finish these high intensity bursts or even strategic body weight circuits using this protocol, free fatty acids literally pour or “dump” into the bloodstream.

**This is where we can incorporate a sneaky strategy to burn them off.**

If you don't, research shows these fatty acids float around and can literally move from your upper body to your lower body (or somewhere else) and just be *re-stored as body fat again*.

**Weird and wacky – I know, but God designed the human body to be a survivor. So your body will do whatever necessary to protect itself by holding on to more fat.**

*This is where we use strategic recovery time between intervals and even an “old school” steady state cardio trick to help you burn off the extra Free Fatty Acids that are floating around in the bloodstream.*

This is yet another metabolic “trick” to help you prevent your from “re-storing” stubborn fat.

This is a process called **re-esterification** and if you want to avoid it, **this strategy is crucial.**



Make no mistake about it. 99.9% of exercisers who don't have access to this information will hit adaptation (i.e. a weight loss plateau) and STOP losing weight.

I have to admit; at first I was very hesitant to share the strategic protocol and exercise trick below.

**Why?** Because most folks think more is better and they'll go overboard by attempting to do this 5 or 6 times a week.

**If you decide to be an over-achiever by thinking more is better, this technique WILL backfire on you – I promise.**

Remember, exercise is just the “stimuli” for the results that occur while you rest and nourish. In other words, **nutrition and recovery is crucial in order for this protocol to work properly on your body.**

*On the other hand, if you apply this protocol two to three times a week max with adequate recovery between workouts, you'll see stubborn fat disappearing very quickly.*

**Ok, here it is. The scientifically proven routine specifically designed to attack and burn off stubborn lower ab fat and break any plateau. Go get em'...**



# The Ultimate Stubborn Fat Sequence:

## Parts 1 and 2 Combined

* UCS Level 1 Phases 1 thru 5	PLAN	
	Minutes	Intensity Level
<b>1. Warm Up</b>	1 - 5	1 - 2
<b>2. Metabolic Burst or Sprint for 30 seconds followed immediately by walking for 30 seconds (Repeat 5 - 10xs)</b>	5 - 15	Burst: 5 Walk: 1
<b>3. Slow to medium pace walk for 10 minutes</b>	15 - 25	1 - 2
<b>4. Steady State Cardio (Free Fatty Acid Finisher)</b>	25 - 45	3
<b>End Workout</b>		

### Intensity Level Guidelines Below

- Level 1 = Warm-Up or Slow Pace
- Level 2 = Medium
- Level 3 = Medium-High
- Level 4 = High
- Level 5 = Hard as you can go (based on your current level of personal condition)

**\*Intensity levels are different for every person and are based on your current condition, age, gender, or other limitations, so please gauge your intensity level based on where you're at right now personally.**

## **The Simple 3 Step Ultimate Stubborn Fat Sequence Breakdown:**

1. The bursts at the beginning will help release hormones and begin the process of breaking apart stubborn fat.
2. The 10 minute slow to medium pace walk allows the heart rate to settle down after the higher intensity bursts while Free Fatty Acids begin releasing into the blood stream (for a detailed scientific and technical analysis see Lyle McDonald's Stubborn Fat Solution).
3. The "old-school" style steady state cardio at the end is crucial to make all this work because it forces all the free fatty acids that are actively floating around inside your body to be burned off and PREVENTS re-esterification.

This requires a little more investment of your time, but it's a killer strategy that will help you bust through a weight loss plateau and burn off more of the stubborn - hard to get rid of fat – in as little as only 14 days.

**There's also TWO more ways you can use the Ultimate Stubborn Fat Sequence to enhance your fat loss results even *further*.**

The first one is **the Ultimate Stubborn Fat Sequence Level II** which adds a strategic protocol to the sequence above to help enhance the "after burn" (aka - EPOC) to further accelerate fat burning.

The second is a specifically designed protocol that actually **"targets" lower belly fat directly.**

*NO – it's not spot reduction (you can't spot reduce), but it's pretty dang close.*

I've coined it **Ab Targeted Cardio (ATC)** and when you apply this approach in a synergistic fashion with **my proprietary carb-cycling nutrition plan (aka – Macro-Patterning™)** you'll be an unstoppable fat burning machine around the clock from sun up until sun down.

If you'd like to learn more about how you can apply ALL of these strategies on your body so you can target lower abdomen fat and/or break any weight loss plateau, **just check out the FREE Presentation that Mike and I set up for you right here:**

**==> [The ULTIMATE 14 Day Rapid Fat Loss Plan](#)**

At the link above you'll discover 3 Metabolic Triggers that BLOCK fat loss when dieting and the 3 SIMPLE rules you can follow to FIX a *broken* metabolism and make fat your primary "Go To" energy source on a daily ongoing basis.

## Conclusion:

So there you have it, a crash course on one of **the latest - cutting edge fat burning exercise techniques known to mankind.**

It's *really* logical if you think about it.

If you act like a marathon runner, you'll end up looking like one. But, if you act more like a sprinter or a trained athlete, you'll look more like a sprinter or a trained athlete.

And just in case you haven't noticed, sprinters always have defined upper and lower abs all year round. *There's no reason you can't do it too.*

I didn't say it was *easy*...but it's a simple process to follow.



As you can see here, the choice is obvious.  
High intensity is where it's at.

Now that you understand strategic bursting to overcome the hormonal and metabolic obstacles that block your fat loss, it's time to combine it with **the most important aspect of targeting lower abdomen fat – Nutrition.**

*After all, without a properly structured nutrition strategy the Ultimate Stubborn Fat Sequence won't do diddly squat to help you tone and define your lower abs.*

*Enter - Macro-Patterning™*

# **Macro-Patterning™**

## **RAPID Fat Loss Without the Pain and Suffering of EVER Dieting Down**

So what is heck is *Macro-Patterning™* anyway? And - **how can it work in synergy with Ultimate Stubborn Fat Sequence?**

*Macro-Patterning™* is the simple process of carefully regulating and alternating protein, fat, and carbohydrate intake to **combat your body's adaptive response to your eating patterns.**

This allows you to manipulate something called glycogen (just a fancy word for stored energy from carbs).

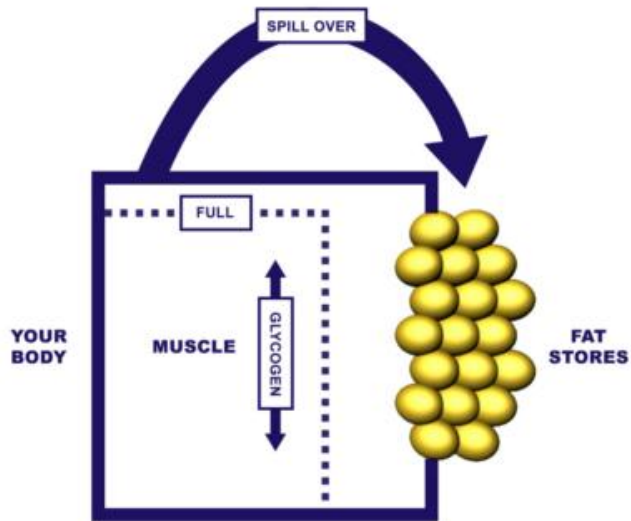
**It's much easier than it actually sounds. Just think of it as carb-cycling trickery to trigger your metabolism so it will target lower stomach fat along with strategic cheat days added in.**

Remember, the minute your body thinks you're on a diet, it will do **anything** and everything it can to hold on to as much fat as possible because it knows you're going into starvation mode.

*This can happen after just a few days of dieting or going low carb.*

Your brain will send the rest of your body a signal to conserve energy for the coming dry spell. That means it shuts down body temperature, reduces the absorption rate of food, and slows down your metabolism by suppressing fat burning hormones, all with the intention of storing more fat so it will have plenty of energy "just in case."

**But that's where *Macro-Patterning™* along with Strategic Cheating comes to the rescue** so you can avoid the dreaded "fat spillover syndrome"...



You see, by timing your Macro-Nutrients (carbs, proteins, and fats) in conjunction with the Ultimate Stubborn Fat Sequence, you can manipulate and **force your body to feed on more stubborn lower abdomen fat while simultaneously resetting your fat burning hormones.**

Best of all, this method allows you to still enjoy all your favorite foods. You just have to understand and apply the proper strategy.

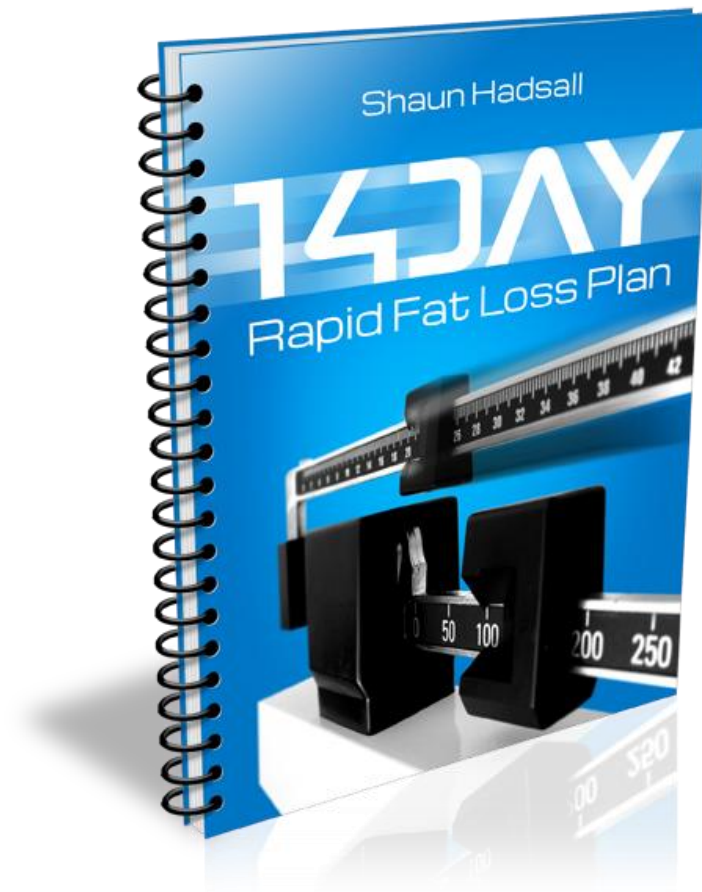
If you don't, excess carbs call literally "spillover" and be converted to body fat.

NOT GOOD.

Here's where you can learn more about how to use this rapid fat loss method:

## **3 Simple Metabolic "Tricks" You Can Use To Make Stubborn Belly Fat Your Primary "Go To" Energy Source...**

**Who Else Wants To Use Food Macro-Patterning & Interval Sequencing On Their Body To TARGET Their Lower Belly Bulge and Stubborn Fat?**



**Special Offer For Friends of Mike Westerdal:**

**=> The ULTIMATE 14 Day Rapid Fat Loss Plan**

# More about the Author

## Shaun Hadsall

Expert Author | Fat Loss Coach | CPT

Get Shaun Hadsall talking, and the first thing you'll notice is his enthusiasm and energy. Owner-Operator of a Fitness Boot Camp location in Michigan and founder of Get Lean In 12, he was one of twelve fitness instructors awarded Club Solution Magazine's "Most-Fit Health Club Professional" for November 2008.

This prestigious award is a worthy addition to Hadsall's awards and achievements in the fitness industry. A self-proclaimed "hillbilly from Birch Run," Hadsall uses his humble beginnings to teach people around the world how to achieve a healthy life-style for the body, mind, and soul.



Coincidentally, Hadsall admits that the catalyst for his current career and lifestyle began with another contest 10 years ago.

After strength training hard for several years (6 days a week, 2 hours per session) with mediocre results, Shaun eventually reached a plateau. Convinced that "more" was better, it was only natural to train longer and harder thinking it could push him through his plateau until he almost completely burned out.

Frustrated from wasting time and money along with his consistent effort to succeed and passion for fitness, he began studying, educating, and researching relentlessly.

Then, one day in late 1997 Shaun picked up a magazine and saw "real life" success stories from a before & after contest. Not only were these stories inspiring, they were "life changing." With an intense desire to look, feel and act like these people and being inspired to change his life for custody conflicts over his 6 year old daughter, Shaun immediately entered the contest.


Although he was initially drawn to the contest for physical results, he quickly connected with success stories of past winners who had overcome obstacles that mirrored Shaun's own challenges.

"I read a story about a father who had struggled because he wasn't able to see his kids, and I immediately related to it." Hadsall, a young father at the time, explains, "I wanted those changes in my own life. It inspired me to change my

philosophy about fat loss and life, the people I hung out with, my lifestyle, and actually pursue legal visitation rights of my little girl.

**By the end of the contest, I had joint custody rights of my daughter, was completely debt free, and mended broken relationships. Plus, I had a new body.”**

With over 200,000 entries and over 22,000 finishers, Shaun was fortunate enough to be 1st Runner-Up Grand Champion in the now famous *Body for LIFE™* Contest.



“After completing my physical transformation I realized every area of my life had become more rewarding and fulfilling, so I had a deep desire to share that gift with others.”

Inspired by his success, Shaun moved on to achieve a level 2 Training Certification to become an Exercise Technologist and Food Coach.

Hadsall sees fitness as the anchor to strengthening every other area in life.

Shaun's priorities and passions include God, his relationships with his wife and children, health, and of course helping transform people's lives mentally and physically through the Get Lean In 12 system.

**You can learn more about Shaun and his unique approach to getting a flat stomach right here:**

**[The ULTIMATE 14 Day Rapid Fat Loss Plan](#)**